

DESIGNED AND MANUFACTURED IN NZ
THE WORLD'S TOUGHEST TESTING GROUND

LAKE

"THERES NOTHING BETTER THAN SPENDING TIME WITH THE FAMILY IN THE TRANQUILLITY AND SURROUNDINGS OF A SECLUDED LAKE OR RIVER"

MISSION // LAKE




▶ The Access 400 and Line 400 are our tandem versions of the popular Access 280 and Line 280. These tandem open cockpit kayaks are great for paddling in lakes, rivers as well as calm open water. Ideal for either two adults or an adult and child. The front seat in the Access and Line 400 can even slide backwards giving you the ability to move into a solo paddling position.

ACCESS 400

NIMBLE TANDEM SIT-IN KAYAK THAT WILL FAST BECOME A FAVOURITE FOR THE WHOLE FAMILY AT THE LAKE OR RIVER




AMPLE STORAGE
KEEP YOUR GEAR DRY IN THE REAR 10" HATCH WHICH IS SEALED OFF BY A REAR FOAM BULKHEAD



PADDLE COMFORTABLY FOR HOURS

TWO LARGE CONTOURED SEATS WITH SEAT PADS (FRONT SEAT MOVES INTO A SOLO PADDLING POSITION)



FITS PADDLERS OF ALL SIZES

ADJUSTABLE FOOTRESTS MAKE IT SUITABLE FOR ADULTS AND CHILDREN


Access 400: The facts

Length // 400cm
Width // 84cm
Weight // 32kg
Max Load // 250kg

Colours Available



HIGH CARRYING CAPACITY
REAR FOAM BULKHEAD AND FRONT FOAM PILLAR GIVE KAYAK ADDED BUOYANCY



EASY TO REACH DECK STORAGE

BUNGIE LINES ALLOW SAFE AND SECURE ACCESSIBLE STORAGE



EASY TO CARRY

BOW AND STERN CARRY HANDLES

SEE OVER FOR THE DECKED OUT FISHING VERSION - THE LINE 400

 **mission**
www.missionkayaking.com



DESIGNED AND MANUFACTURED IN NZ
THE WORLD'S TOUGHEST TESTING GROUND

FISHING

"THE LINE 400 IS THE 'DECKED OUT' ANGLER EDITION OF THE ACCESS 400 AND COMES WITH ALL ITS FEATURES AS WELL AS THE ONES BELOW" MISSION // FISHING

LINE 400 | STABLE TANDEM SIT-IN FISHING KAYAK THAT IS A PERFECT PLATFORM FOR CATCHING FISH AND HUNTING GAME



SIMPLY BAIT UP AND WAIT
TWO FLUSH MOUNT ROD HOLDERS FITTED BEHIND THE REAR SEAT



PADDLE COMFORTABLY FOR HOURS
TWO LARGE CONTOURED SEATS WITH SEAT PADS (FRONT SEAT MOVES INTO A SOLO PADDLING POSITION)





IDEAL FOR TROLLING AND ROD STORAGE
COMES STANDARD WITH AN ADJUSTABLE RAILBLAZA ROD HOLDER FITTED TO STARPORT FITTING

Line 400: The facts

Length // 400cm
Width // 84cm
Weight // 32kg
Max Load // 250kg

Colours Available



PARK YOUR PADDLE OUT OF THE WAY
ONE CONVENIENT HANDS-FREE PADDLE PARK FITTED NEXT TO EACH SEAT



KEEP YOUR COCKPIT CLEAR OF CLUTTER
EASY TO REACH ANCHOR RUNNING LINE FITTED AS STANDARD

COMPLETE YOUR ACCESS 400 OR LINE 400 WITH THESE ACCESSORIES

Waikato paddle

Complete with raised index hand control, covered handgrips and drip rings to prevent water running down your arms.



Freetime PFD

Affordable for first time paddlers, wide tooth zipper, reflective patches on the front. This PFD is easy to get into and its contoured shape gives it extra comfort. Side and waist adjustments.

Railblaza Adjustable Rod Holder

Ideal for trolling and rod storage. Fits Starport mount (Standard on Line 400).



MISSION
www.missionkayaking.com

